



Your Metal Roofing, Siding, & Building Supplier

CONTRACTOR CATALOG



Phone (503) 630-7740

**FAX (503) - 630-7770
1-877-773-4134**

**850 NW Park Avenue
Estacada, OR 97023**

**Email metallion.ind@hotmail.com
Website www.metallionindustries.com**

Hours: Mon. – Fri. 8 – 5:30

TABLE OF CONTENTS

Prices effective Feb 6, 2013

Roof & Wall Cladding

Exposed Fastener Panels	3-4
Concealed Fastener Panels	4-5
Mechanically Seamed Panels	6
Steel Siding	7
Metal Shingles	8-10

Trim

Standard Trim	11
PBR Trim and Flashing	12
Loc Seam/Chimney/Skylight Trim	13
Soffit & Facia	14
Metal Siding Trim	15

Doors

Walk Doors	16
Roll Up Doors	17-18
Arcadian Dutch Doors & Sliders	19
Sliding Door Supplies	20

Fasteners

Wood Fasteners	21
Self Drilling Fasteners	22-23
Concrete Anchors	24

Insulation/Underlayment

25

Sealants & Closure

Adhesive & Sealants	26
Closure & Vent	27


Sheet Metal Tools

Hand Tools	28-31
Saw Blades	32-33
Drill Bits	34
Safety	35

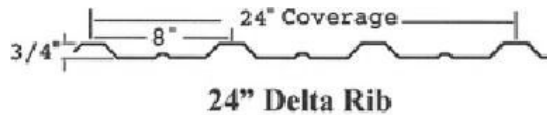
Accessories

Cupolas	36
Horse Stall Components	37
Pipe Flashing	38
Light Panels	38
Miscellaneous	39

2' Delta Rib



- Full 24" net coverage
- Purlin-bearing edge for strength while fastening side lap
- Anti-siphoning side lap
- Custom lengths 3' through 40'0" in cut-to-length 1" increments




Style	Gauge	Price
Galvalume	28	\$1.55/lf.
Painted	29	\$1.85/lf.
Sale Material	Call for availability	Call for pricing

3' Magna Rib



- Full 36" net coverage
- Purlin-bearing edge for strength while fastening side laps
- Anti-siphoning side lap
- 8 intermediate stiffening ribs add extra strength to this panel
- Custom lengths 3' through 40'0" in cut-to-length 1" increments




Style	Gauge	Price
Galvalume	29	\$1.65/lf.
Painted	29	\$1.95/lf.
Sale Material	29	\$1.85/lf.

3' PBR



- Excellent for commercial and industrial applications
- 26 gauge full hard (80 ksi) steel
- PBR panels require a minimum slope of 1:12
- UL90 rating for PBR panels when attached to steel purlins
- Custom lengths 3' through 40'0" in cut-to-length 1" increments

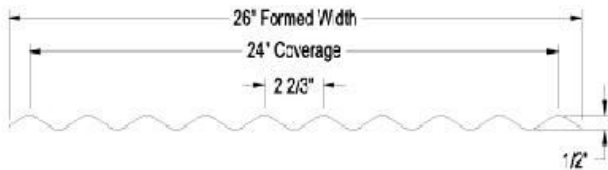


Style	Gauge	Price
Galvalume	26	\$2.10/lf.
Painted	26	\$2.70/lf.
Sale Material	26	\$2.25/lf.

2 1/2" Corrugated




- 24" coverage for sidewall and 21 1/2" for roof
- Anti-siphoning side lap
- Custom lengths 3' through 40'0" in cut-to-length 1" increments

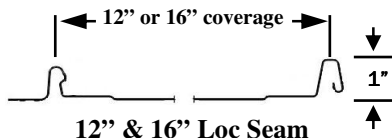


Style	Gauge	Price
Galvanized	29	\$CALL
Painted	29	\$CALL

12" or 16" Loc Seam



12" Loc Seam (shown w/beads)



12" & 16" Loc Seam
OPTIONAL: Beads or Striations

- Low maintenance and easy installation
- Residential / Architectural application
- Direct fastened - no clips necessary
- Installed over solid substrates w/felt or synthetic underlayment
- On - site roll forming
- No exposed fasteners
- Minimum slope 3/12

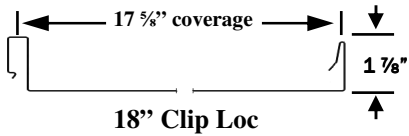
Style	Gauge	Price
12" Painted	26	\$1.25/lf.
16" Painted	26	\$1.60/lf.
12" SMP	24	Call For Pricing
12" KYNAR	24	Call For Pricing
12" Sale Material*	26	Call For Pricing
16" Sale Material*	26	Call For Pricing

* call for available colors

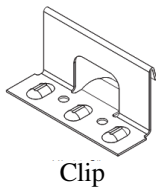
ClipLoc Standing Seam



18" ClipLoc (shown w/striations)



OPTIONAL: Beads or Striations



Clip

Our ClipLoc panel is a snap-together panel - no seaming required! They are engineered to exceed most wind load requirements in the country while enhancing the aesthetic appearance of a building, whether residential or commercial.

- 24 ga. Pre-painted Galvalume (22 gauge optional)
- .032/.040 Pre-painted Aluminum (plywood substrate)
- Can be installed over solid substrates, steel decking with polyiso, or in limited applications over open purlins
- Minimum slope: 2/12 - optional factory or field applied side lap sealant
- Weathertight warranty optional
- Bold 1 7/8" tall seam
- Special clip allows for full 2" of thermal movement

Style	Coverage	Gauge	Price
ClipLoc	17 5/8"	24	\$2.50 Ln Ft./ \$1.72 Per Sq. Ft.
	13 3/4"	26	\$1.65 Ln Ft./ \$1.44 Per Sq. Ft.
Clips	UL Listed		\$0.55
	Non-UL		\$0.45



SSX Seamer

Specifications:

Designed for 1-1/2" Mechanical Seam
 Front mounted auto / safety switch
 Double Lock - single pass
 Speed: 30 fpm
 Power: 7 amps @ 120 volts
 Weight: 35 lbs.
 Capacity: 26 -24 Gauge Steel
 .024 - .032" Aluminum

Mechanical Seamers

	Daily Rental	Weekly Rental
SSX Seamer	\$CALL	\$CALL
SS Industrial Seamer	\$CALL	\$CALL


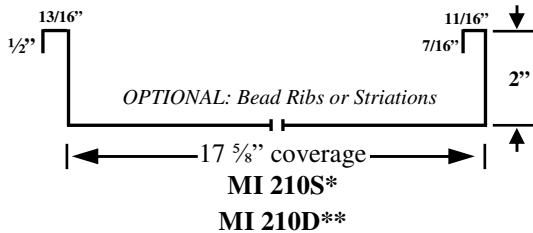
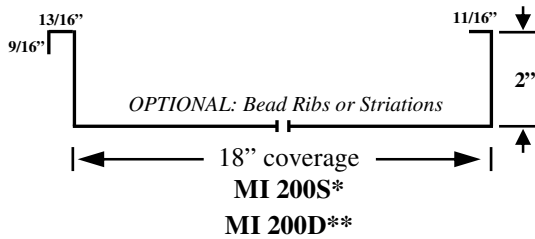
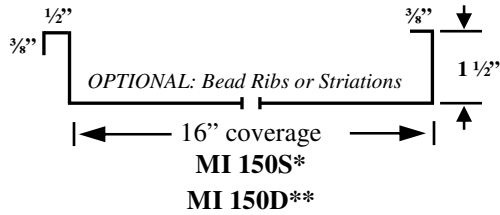


SS Industrial Seamer

Specifications:

Designed for 2" Mechanical Seam
 Front and rear safety auto-shutoffs included
 Bi-directional 90° single lock seaming in one pass
 Single direction 180° double lock seaming in one pass
 Weight: 89 lbs., 24" Length
 Power: 11.5 amps @ 110 volts
 Capacity: 22 - 24 gauge Steel

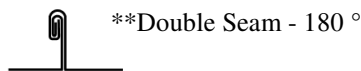
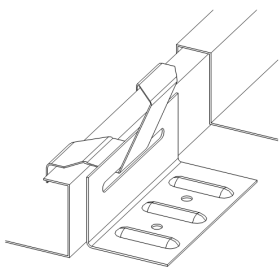
Mechanically Seamed Panels



Our mechanically seamed panels enhance the aesthetic appearance of a building, whether residential or commercial. They are engineered to exceed most wind load requirements in the country and can be used to fit the needs of new construction or retrofit applications.

- 24 ga. Pre-painted Galvalume (22 gauge optional)
- .032/.040 Pre-painted Aluminum (plywood substrate)
- Can be installed over open purlins, steel decking with polyiso, or solid substrates
- Minimum slope: 1/2/12 - optional factory or field applied side lap sealant
- Weathertight warranty optional
- Single and Double Lock Seamers available
- Clip system allows for thermal expansion/contraction.

Style	Coverage	Gauge	Price
MI 150	16"	24	\$2.15 Ln Ft./ \$1.61 Per Sq. Ft.
MI 200	18"	24	\$2.50 Ln Ft./ \$1.67 Per Sq. Ft.
MI 210	17.5"	24	\$2.50 Ln Ft./ \$1.71 Per Sq. Ft.
1.5" Clip	Floating -- \$0.66		2" Fixed --\$0.35
2" Clip	Floating -- \$0.76		3" Fixed --\$0.50



Tested (varies by panel) in accordance with:

ASTM E1592 Uniform Static Air Pressure Uplift	UL Environmental - SRI Third Party Verified
ASTM E1646 Water Infiltration	UL 1897 Extended Phase Wind Uplift
ASTM E1680 Air Infiltration	UL 2218 Class 4 Hail Impact
ASTM E1886 Missile Impact	UL 263 Fire Certification
TAS 100 Wind Driven Rain	UL 790 Class A Fire Rating
TAS 125 Wind Uplift Test	UL 580 Wind Uplift (Class 90)
FM4471 Concentrated Load Foot Traffic	ASTM 2140 Static Pressure Water Head



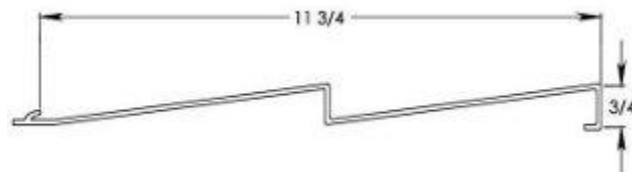
Seamless Siding

- Much more durable than wood or vinyl
- Will not crack in cold temperatures
- Low maintenance
- Seamless (No end-lap joints)

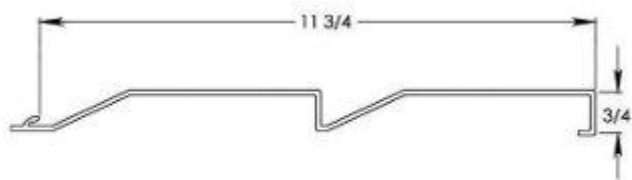
Profile	Gauge	Price
Standard Lap	26	\$1.50/lf.
Dutch Lap	26	\$1.50/lf.
Board & Batt	26	\$1.50/lf.



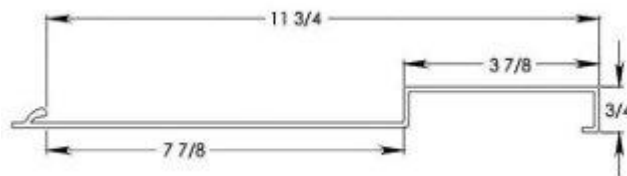

Standard Lap



Dutch Lap



Board & Batt



Decra Roofing

~ see enclosed brochure ~



- Stone coated steel shingle
- Non-combustable class A rated material
- Walkable — low maintenance
- Interlocking panels provide weather tight barrier
- Transferable 50-year limited warranty
- Call for pricing on accessories



Profile	Price
Shingle	\$CALL
Shingle Plus	\$CALL
Shake	\$CALL
Tile	\$CALL

Met-tile “tile panel” Roofing

~ see enclosed brochure ~




- The beauty of tile without the weight
- Made of 26 gauge commercial grade steel
- Excellent energy saving and disaster performance
- Specifically designed to seal out wind and weather
- Comes with a 20 yr. Warranty
- Call for pricing on accessories



Price
\$CALL



- Stone coated steel
- Non-combustable class A rated material
- Walkable — low maintenance
- Lightweight
- Transferable 50-year limited warranty



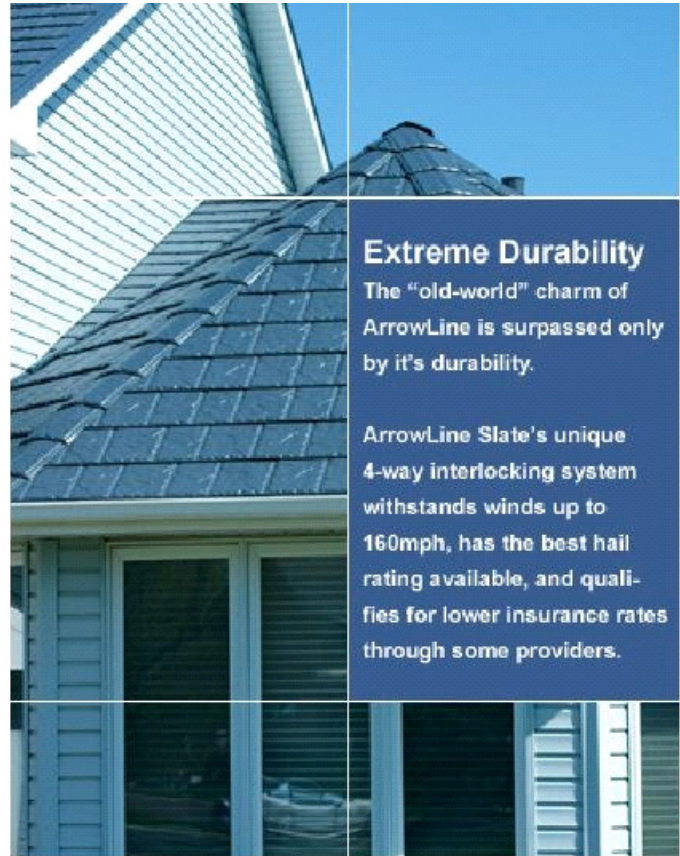
Profile	Price
Shingle	\$CALL
Shake	\$CALL
Tile	\$CALL
Roman Tile	\$CALL

ArrowLine[®]

- 12" x 50" Interlocking Shingle—Shake
- Galvanized Steel Substrate
- Fluoropolymer PVDF Finish (Kynar 500)
- Double Embossed Cedargrained texture for extra strength
- 22 Designer colors
- Concealed fastening system
- Unique embossed roll formed accessory package
- Limited Lifetime Warranty program
- Wind and Fire Ratings

Profile	1-5 square	6+ square
Shingle Shake 30 ga.	\$220.00	\$200.00
Slate 28 ga.	\$225.00	\$225.00
Shingle Shake <i>enhanced</i>	\$260.00	\$240.00
Slate <i>enhanced</i>	\$295.00	\$270.00


- Freight prepaid on all order quantities
- Accessories ordered alone are shipped freight collect
- Bright Red has a 20% upcharge
- PRICES SUBJECT TO CHANGE WITHOUT NOTICE



Shingle-Shake Panel
50" x 12" – 12 pcs / ctn
50 sq ft coverage




Shingle-Shake
Ridge/Hip Cap
20 pcs / ctn



Shake & Slate Accessories

**All accessories are velvet embossed*

Slate Panel
50" x 12" – 12 pcs / ctn
50 sq ft coverage



Slate Ridge/Hip Cap
20 pcs / ctn



Eave Starter
10' long



7/8" J-Trim
10' long



Open Valley Flashing
10' long



Valley Flashing
10' long



Valley Cap
10' long




End Wall Flashing
10' long




Rake Starter
10' long



**Shingle Clip
Valley Clip**
750 / ctn
.020" G90



Trimline Vent
10' long
w/foam



Starter Base
10' long



**Starter Base
w/Foam**

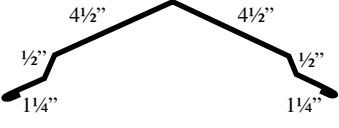
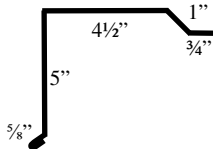
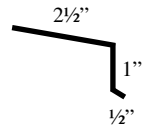
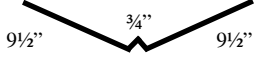
AVAILABLE COLORS	
Shingle Shake	Royal Brown, Hartford Green, Classic Blue, T-Tone, Sandtone, Statuary Bronze, Glacier White, Pewter, Desert Tone, Classic Red, Charcoal Gray, Spruce Green, Cedar, Bright Red, Copper
Slate	Hartford Green, Classic Red, Charcoal Gray, Stone
Shingle Shake Enhanced	T-Tone Blend, Charcoal Blend, Hartford Green Blend, Royal Brown Blend
Slate Enhanced	Charcoal Gray Blend, Stone Blend, Classic Red Blend

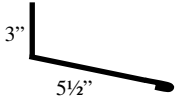
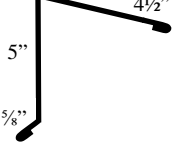
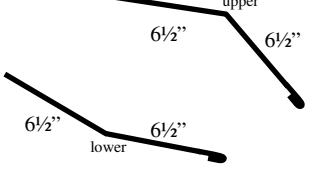
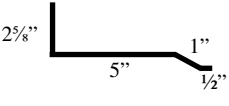
PRODUCT	PRICE	PCS/CTN	QUANTITY
Shingle-Shake/Slate	(see previous pg)	12	50 sqf / ctn
Eave Starter	\$14.00	10	100 lf
Rake Starter	\$12.00	10	100 lf
7/8" J Trim	\$12.00	10	100 lf
End Wall Flashing	\$40.75	5	50 lf
Valley Flashing	\$40.75	5	50 lf
Valley Cap	\$14.00	5	50 lf
Trimline Vent	\$39.00	5	50 lf
Starter Base	\$16.50	5	50 lf
S. Base w/Foam	\$21.50	5	50 lf
12" Ridge/Hip Cap	\$4.00	20	20 lf
Shingle Shake Clip	\$.20	750	120 per square
Valley Clip	\$.20	750	2 per lf of valley

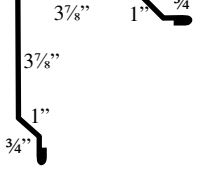
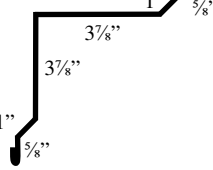
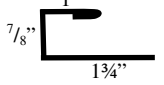
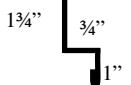
Install manual available at: <http://edcoproducts.com/pdf/Arrowline-Install-Manual-05-2006.pdf>

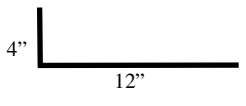
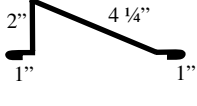

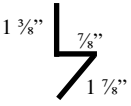
Standard Trim & Flashing

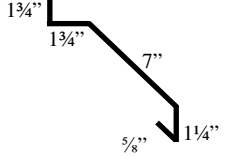
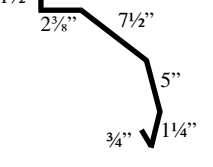
All trim is in 10'-3" lengths - up to 21'-3" lengths available. ***Specify pitch.**

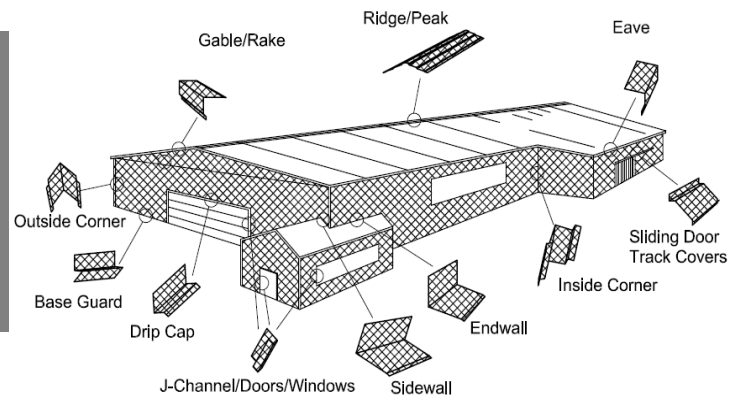
Ridge Cap* Painted / Bare 29 gauge \$15.00 / \$14.25 26 gauge \$21.00 / \$20.25 	Gable Trim Painted / Bare 29 gauge \$13.00 / \$12.25 26 gauge \$19.25 / \$18.50 	Eave Trim* Painted / Bare 29 gauge \$7.00 / \$6.75 26 gauge \$10.50 / \$10.25 	W Valley* Painted / Bare 29 gauge \$21.00 / \$20.25 26 gauge \$26.00 / \$25.25 
---	--	---	---

Endwall Trim* Painted / Bare 29 gauge \$10.50 / \$10.00 26 gauge \$16.00 / \$15.50 	Top Shed* Painted / Bare 29 gauge \$12.00 / \$11.25 26 gauge \$17.75 / \$17.00 	Pitch Change* Painted / Bare 29 gauge \$14.00 / \$13.25 26 gauge \$20.75 / \$20.00 	Sidewall Painted / Bare 29 gauge \$10.50 / \$10.00 26 gauge \$16.00 / \$15.50 
---	---	--	--

Outside Corner Painted / Bare 29 gauge \$13.50 / \$12.75 26 gauge \$19.00 / \$18.25 	Inside Corner Painted / Bare 29 gauge \$13.50 / \$12.75 26 gauge \$19.00 / \$18.25 	C Casing Painted / Bare 29 gauge \$6.75 / \$6.50 26 gauge \$10.25 / \$10.00 	Wall to Light Painted / Bare 29 gauge \$6.75 / \$6.50 26 gauge \$10.25 / \$10.00 
--	---	---	---

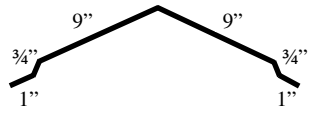
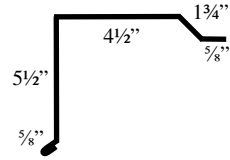
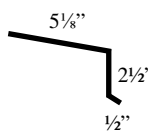
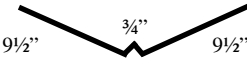
Upper Flash* Painted / Bare 29 gauge \$14.00 / \$13.25 26 gauge \$21.00 / \$20.25 	Snow Break Painted / Bare 29 gauge \$17.00 / \$16.50 26 gauge \$22.50 / \$22.00 	Jamb Cap Painted / Bare 29 g. \$12.00 / \$13.00 / \$14.00 29 g. Bare \$11.50 / \$12.50 / \$13.50 26 g. Painted \$15.00 / \$16.00 / \$17.00 26 g. Bare \$14.50 / \$15.50 / \$16.50 5 5/8" / 7 5/8" / 9 5/8"  Specify width	Rodent Guard Painted / Bare 29 gauge \$7.00 / \$6.75 26 gauge \$10.50 / \$10.25 
--	--	---	--

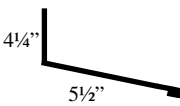
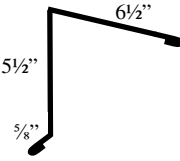
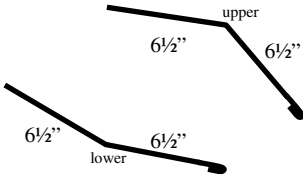

Track Cover Painted / Bare 29 gauge \$13.00 / \$12.25 26 gauge \$17.50 / \$16.75 	Double Track Cover Painted / Bare 29 gauge \$19.50 / \$18.75 26 gauge \$27.00 / \$26.25 
---	--

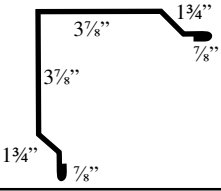
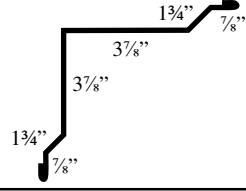
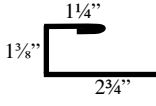
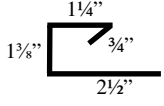


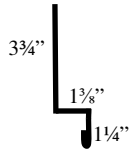
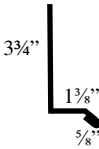
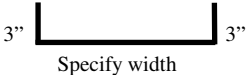
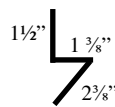
PBR Trim & Flashing

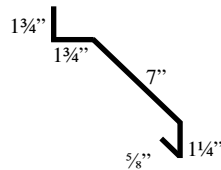
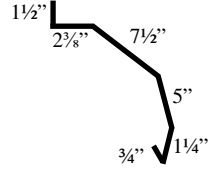

All trim is in 10'-3" lengths - up to 21'-3" lengths available. *Specify pitch.

<p>Ridge Cap* Painted / Bare</p> <p>29 gauge \$17.50 / \$16.75</p> <p>26 gauge \$27.00 / \$26.25</p> 	<p>Gable Trim Painted / Bare</p> <p>29 gauge \$17.00 / \$16.25</p> <p>26 gauge \$23.50 / \$22.75</p> 	<p>Eave Trim* Painted / Bare</p> <p>29 gauge \$9.50 / \$9.00</p> <p>26 gauge \$15.25 / \$14.75</p> 	<p>W Valley* Painted / Bare</p> <p>29 gauge \$21.00 / \$20.25</p> <p>26 gauge \$26.00 / \$25.25</p> 
--	--	---	---

<p>Endwall Trim* Painted / Bare</p> <p>29 gauge \$10.50 / \$10.00</p> <p>26 gauge \$15.00 / \$14.50</p> 	<p>Top Shed* Painted / Bare</p> <p>29 gauge \$16.50 / \$15.75</p> <p>26 gauge \$21.50 / \$20.25</p> 	<p>Pitch Change* Painted / Bare</p> <p>29 gauge \$14.00 / \$13.25</p> <p>26 gauge \$20.75 / \$20.00</p> 	<p>Sidewall* Painted / Bare</p> <p>29 gauge \$11.50 / \$11.00</p> <p>26 gauge \$17.25 / \$16.75</p> 
---	---	--	---

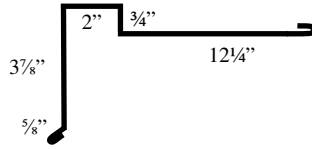
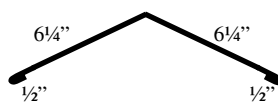
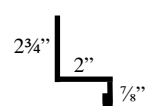
<p>Outside Corner Painted / Bare</p> <p>29 gauge \$18.75 / \$18.00</p> <p>26 gauge \$24.50 / \$23.75</p> 	<p>Inside Corner Painted / Bare</p> <p>29 gauge \$18.75 / \$18.00</p> <p>26 gauge \$24.50 / \$23.75</p> 	<p>Open C Casing Painted / Bare</p> <p>29 gauge \$8.50 / \$8.25</p> <p>26 gauge \$10.75 / \$10.50</p> 	<p>Closed C Casing Painted / Bare</p> <p>29 gauge \$8.50 / \$8.25</p> <p>26 gauge \$10.75 / \$10.50</p> 
--	---	--	---

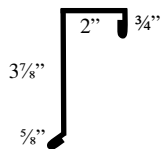
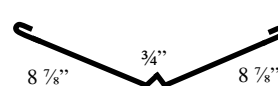
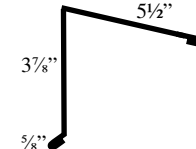
<p>Wall to Light Flash Painted / Bare</p> <p>29 gauge \$7.50 / \$7.25</p> <p>26 gauge \$10.50 / \$10.25</p> 	<p>Base Trim Painted / Bare</p> <p>29 gauge \$7.50 / \$7.25</p> <p>26 gauge \$10.50 / \$10.25</p> 	<p>Jamb Cap 6" / 8" / 10"</p> <p>29 g. Painted \$12.75 / \$14.50 / \$17.00</p> <p>29 g. Bare \$12.25 / \$14.00 / \$16.50</p> <p>26 g. Painted \$15.50 / \$17.00 / \$19.00</p> <p>26 g. Bare \$15.00 / \$16.50 / \$18.50</p> 	<p>Rodent Guard Painted / Bare</p> <p>29 gauge \$6.50 / \$6.25</p> <p>26 gauge \$9.75 / \$9.50</p> 
---	---	--	--

<p>Track Cover Painted / Bare</p> <p>29 gauge \$13.00 / \$12.25</p> <p>26 gauge \$17.50 / \$16.75</p> 	<p>Double Track Cover Painted / Bare</p> <p>29 gauge \$19.50 / \$18.75</p> <p>26 gauge \$27.00 / \$26.25</p> 	<p>PBR Formed Ridge Painted / Bare</p> <p>26 gauge only \$14.50 / \$13.50</p>  <p style="text-align: center;">36" x 36" coverage</p>	<p style="text-align: center;">Custom Trim</p> <p style="text-align: center;">\$1.50 per bend + \$0.75 per inch of girth - 29 gauge or \$1.00 per inch of girth - 26 gauge</p>
---	--	---	---

Loc Seam Trim & Flashing

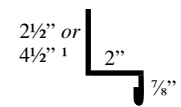

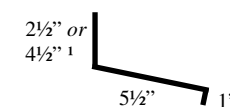
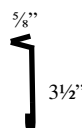
All trim is in 10'-3" lengths - up to 21'-3" lengths available. ***Specify pitch.**

Prow Gable Trim 29 gauge 26 gauge 	Painted/Bare \$21.00 / \$20.25 \$30.00 / \$29.25	Hip Cap* 29 gauge 26 gauge 	Painted/Bare \$13.00 / \$12.25 \$20.50 / \$19.75	Loc Seam Sidewall 29 gauge 26 gauge 	Painted/Bare \$10.00 / \$9.50 \$13.00 / \$12.50
---	--	--	--	---	---

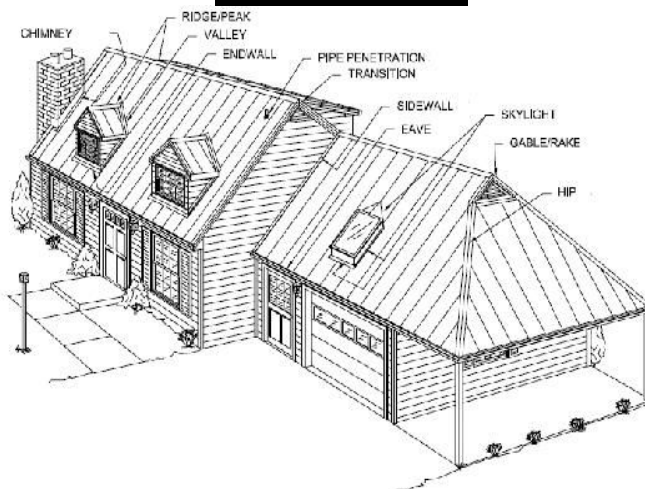
Loc Seam Gable 29 gauge 26 gauge 	Painted/Bare \$12.00 / \$11.50 \$17.75 / \$17.25	Loc Seam W Valley* 29 gauge 26 gauge 	Painted/Bare \$21.50 / \$20.75 \$27.50 / \$26.75	Loc Seam Top Shed* 29 gauge 26 gauge 	Painted/Bare \$12.00 / \$11.25 \$17.75 / \$17.00
--	--	--	--	--	--

Chimney & Skylight Flashing

All trim is in 10'-3" lengths - up to 21'-3" lengths available. ***Specify pitch.**

Sidewall 29 gauge 26 gauge 	Painted/Bare \$10.00 / \$9.50 \$13.00 / \$12.50	Upper Flash* 29 gauge 26 gauge 	Painted / Bare \$14.00 / \$13.25 \$21.00 / \$20.25	Lower Flash* 29 gauge 26 gauge 	Painted / Bare \$10.50 / \$10.00 \$16.00 / \$15.50	Chimney Counterflash 29 gauge 26 gauge 	Painted/Bare \$10.50 / \$10.00 \$13.00 / \$12.50
--	---	--	--	---	--	--	--

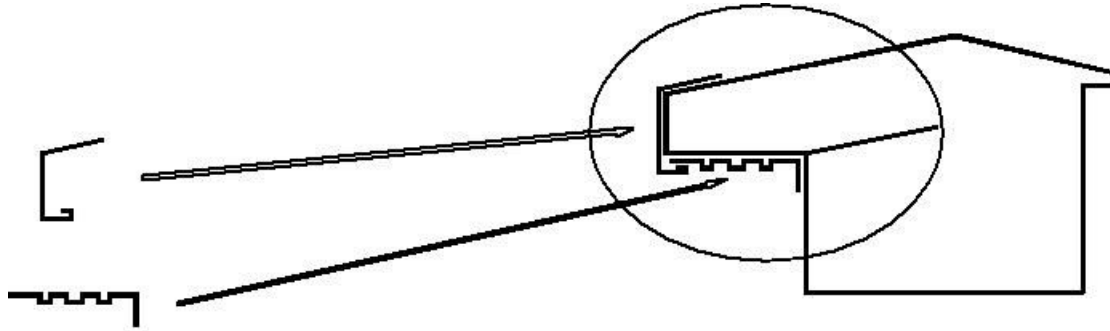
Trim Locations



Soffit & Facia Trim

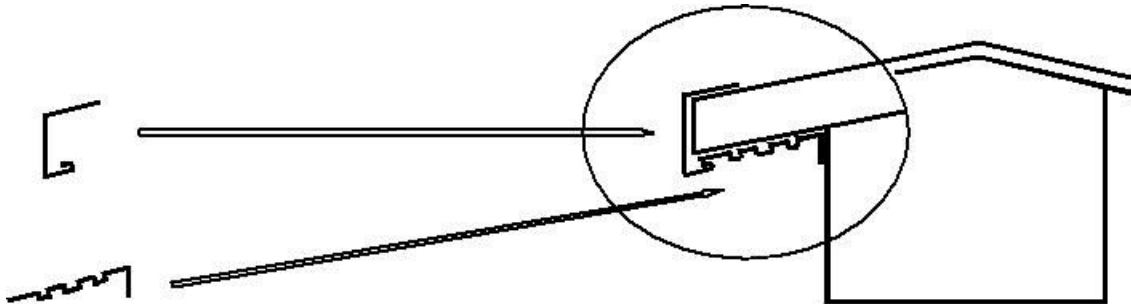
All trim is in 10'-3" lengths - up to 21'-3" lengths available. ***Specify pitch.**

Facia & Soffit Parallel Eave



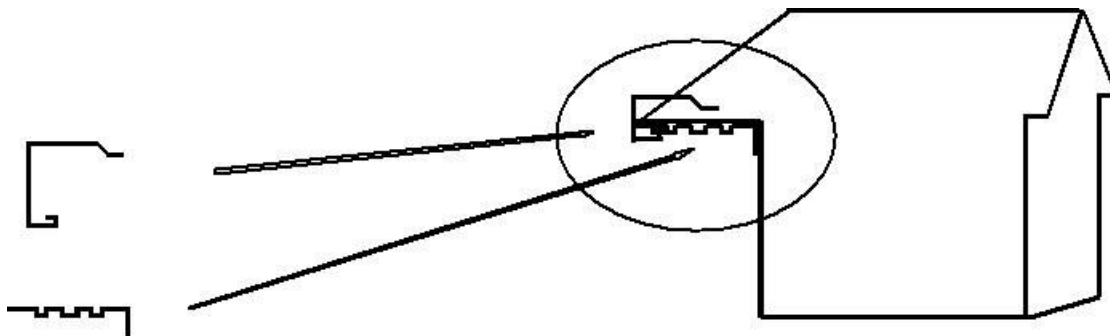
Profile	29 ga. Price	26 ga. Price
Facia Gable*	\$14.00	\$18.00
Soffit Gable	12" - \$26.00 24" - \$36.00	12" - \$34.00 24" - \$45.00

Pitch Facia & Eave

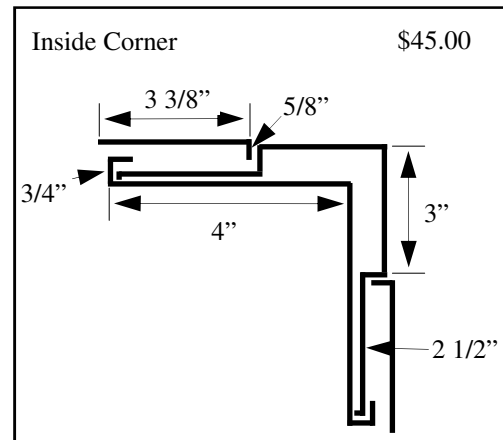
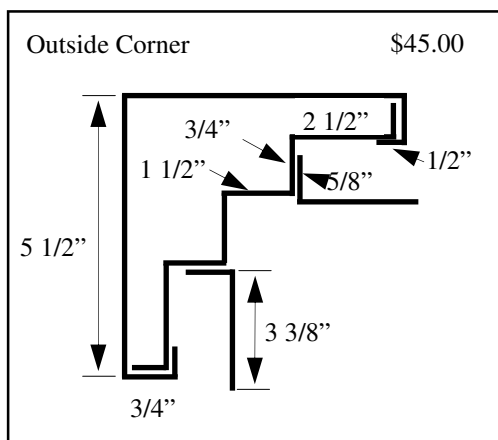
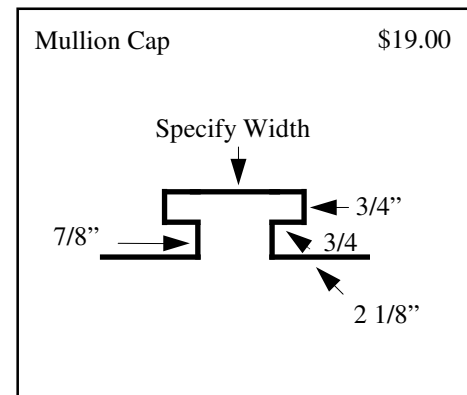
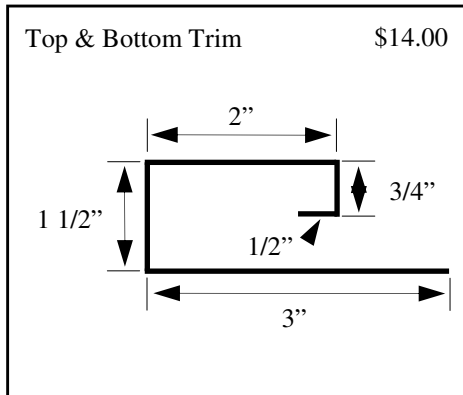
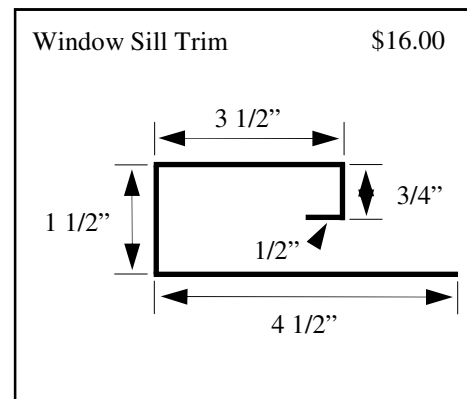
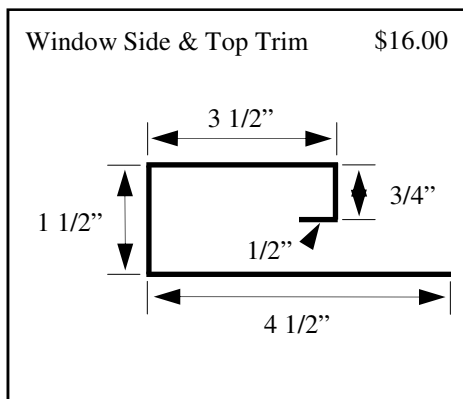
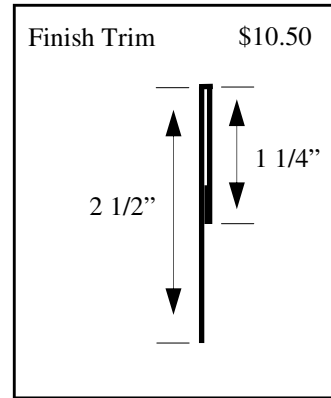
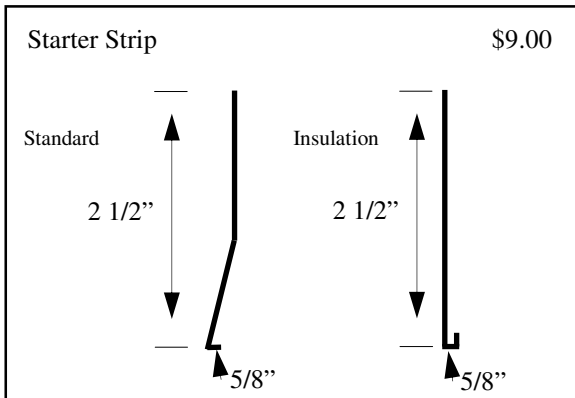


Profile	29 ga. Price	26 ga. Price
Facia Gable*	\$14.00	\$18.00
Soffit Gable*	12" - \$26.00 24" - \$36.00	12" - \$34.00 24" - \$45.00

Gable Facia & Soffit



Profile	29 ga. Price	26 ga. Price
Facia Gable	\$16.00	\$21.00
Soffit Gable	12" - \$26.00 24" - \$36.00	12" - \$34.00 24" - \$45.00



PLYCO
CORPORATION



Series 99

- Durable white painted embossed steel skins standard
- High tensile aluminum panel surround with reinforced corners for maximum strength
- 3 1/2" Pre-hung 4-way universal swing jamb system
- Optional fixed pin hinges for extra security
- Polyurethane foam core, R-value 9.5
- 3'-0" x 6'-8" Rough opening: 38 1/8" x 82 1/4"
- 4'-0" x 6'-8" Rough opening: 50 1/2" x 82 1/4"
- 6'-0" x 6'-8" Rough opening: 75 1/2" x 82 1/4"
- Full perimeter weather stripping, 3 stainless steel fixed pin hinges, and keyed lockset included

Size	Price
3'-0" - 6'-8"	\$266.00
4'-0" - 6'-8"	\$331.00
6'-0" - 6'-8"	\$516.00

PLYCO
CORPORATION



Series 95 & 94

Series 95

- Painted steel 16 gauge steel jamb
- 28 gauge smooth steel panel, polar white crystal coat finish
- 3'-0" x 6'-8" Rough opening: 38 1/2" x 82 1/4"

Series 94

- 24 gauge smooth steel panel, baked-on white enamel finish
- Pre-painted aluminum frame (white)
- Embossed six panel or cross buck design is available in bone white
- Window options available
- 3'-0" x 6'-8" Rough opening: 40 1/2" x 82 1/4"
- 4'-0" x 6'-8" Rough opening: 51" x 82 1/4"
- 6'-0" x 6'-8" Rough opening: 77 3/4" x 82 1/4"

Both series 95 & 94

- 3 1/2" Pre-hung 4-way universal swing jamb system
- Polyurethane foam core, insulating value R-12
- Full perimeter weather stripping, 3 stainless steel fixed pin hinges, and keyed lockset included

Series 95

Size	Price
3'-0" x 6'-8"	\$255.00

Series 94

Size	Price
3'-0" x 6'-8"	\$409.00
4'-0" x 6'-8"	\$465.00
6'-0" x 6'-8"	\$675.00


Model 2400:

- Designed for moderate commercial use
- Value priced choice
- Nominal 24 gauge steel construction

Model 24 gauge:

- True 24 gauge steel construction
- High Strength for heavy-duty use

Both models:

- Standard White smooth finish
- Standard polylaminate on back of insulated door - 30 gauge steel back is available
- Insulation R-value 7.6
- Many options available


Model 2400 Non-insulated

Height> Width	7/8	9/10	11/12	13/14
8'	\$455	\$525	\$650	\$770
9'	\$485	\$570	\$710	\$800
10'	\$505	\$590	\$735	\$590
11'	\$545	\$655	\$775	\$875
12'	\$565	\$675	\$800	\$905
13'	\$675	\$800	\$940	\$1,100
14'	\$675	\$800	\$940	\$1,100
15'	\$770	\$905	\$1,095	\$1,245
16'	\$770	\$905	\$1,095	\$1,245

Model 2400 Insulated

Height> Width	7/8	9/10	11/12	13/14
8'	\$550	\$645	\$805	\$915
9'	\$620	\$730	\$910	\$1,060
10'	\$645	\$770	\$950	\$1,100
11'	\$690	\$835	\$990	\$1,155
12'	\$690	\$835	\$990	\$1,155
13'	\$865	\$1,025	\$1,230	\$1,420
14'	\$865	\$1,025	\$1,230	\$1,420
15'	\$950	\$1,120	\$1,370	\$1,560
16'	\$950	\$1,120	\$1,370	\$1,560


24 Gauge Non-insulated

Height> Width	7/8	9/10	11/12	13/14	15/16	17/18
8'	\$470	\$545	\$685	\$810	NA	NA
9'	\$505	\$605	\$735	\$855	NA	NA
10'	\$520	\$625	\$770	\$870	NA	NA
11'	\$575	\$685	\$815	\$920	NA	NA
12'	\$595	\$705	\$840	\$975	\$1,355	\$1,395
13'/14'	\$715	\$840	\$1,015	\$1,160	\$1,495	\$1,580
15'/16'	\$790	\$950	\$1,145	\$1,315	\$1,585	\$2,535
17'/18'	\$905	\$1,075	\$1,295	\$1,630	\$2,155	\$2,980
19'/20'	\$1,155	\$1,450	\$1,655	\$1,895	\$2,515	\$3,030

24 Gauge Insulated

Height> Width	7/8	9/10	11/12	13/14	15/16	17/18
8'	\$570	\$680	\$830	\$970	NA	NA
9'	\$635	\$765	\$940	\$1,095	NA	NA
10'	\$665	\$800	\$985	\$1,150	NA	NA
11'	\$725	\$870	\$1,045	\$1,180	NA	NA
12'	\$810	\$955	\$1,050	\$1,190	\$1,570	\$1,745
13'/14'	\$895	\$1,070	\$1,285	\$1,480	\$1,795	\$2,170
15'/16'	\$970	\$1,200	\$1,420	\$1,625	\$2,355	\$2,940
17'/18'	\$1,130	\$1,365	\$1,640	\$2,345	\$2,480	\$3,365
19'/20'	\$1,510	\$1,765	\$2,050	\$2,565	\$3,035	\$3,970



America's Favorite Garage Doors®



- Embossed 25 gauge steel panels
- 15 year paint system
- Five factory finish paint colors
- Tongue-and-groove section joints
- 2" thick frame construction
- Woodgrain textured short and long raised panel designs
- Model T52: Polystyrene vinyl-backed insulation, R-value 6.3
- Many window options available
- Call us for custom size availability

Model T50 Non-insulated

Height> Width	7'	8'	9'	10'	12'	14'	16'
8'	\$325	\$375	\$505	\$530	\$625	\$710	\$810
9'	\$340	\$390	\$525	\$545	\$650	\$740	\$845
10'	\$390	\$415	\$555	\$580	\$680	\$775	\$880
12'	\$435	\$520	\$705	\$740	\$875	\$1,000	\$1,140
14'	\$460	\$555	\$755	\$785	\$930	\$1,060	\$1,215
15'	\$495	\$590	\$805	\$840	\$1,000	\$1,140	\$1,305
16'	\$525	\$610	\$835	\$870	\$1,020	\$1,170	\$1,335

Model T52 Insulated

Height> Width	7'	8'	9'	10'	12'	14'	16'
8'	\$385	\$445	\$580	\$600	\$695	\$795	\$905
9'	\$405	\$470	\$605	\$630	\$745	\$845	\$965
10'	\$465	\$540	\$635	\$660	\$775	\$885	\$1,010
12'	\$590	\$670	\$810	\$845	\$990	\$1,135	\$1,295
14'	\$605	\$685	\$865	\$900	\$1,060	\$1,210	\$1,380
15'	\$620	\$735	\$920	\$960	\$1,130	\$1,290	\$1,475
16'	\$620	\$735	\$995	\$1,035	\$1,215	\$1,390	\$1,590

Door Installation Prices



Item	Price	Price
	<i>Residential</i>	<i>Commercial</i>
Overhead Door Delivery (\$105.00 max)	\$35.00/ea.	\$35.00/ea.
Overhead Door Install (\$150.00 min.)	\$1.75/sq.ft.	\$1.75/sq.ft.
Operator Install	\$100.00	\$150.00
High-lift Track Install (priced per foot of high lift)	15.00	15.00
Low Headroom Track Install	\$45.00	\$75.00
Pre-existing Door Removal & Disposal	\$45.00	\$75.00
Dirt Floor Surcharge	\$35.00	\$35.00
Trip Charge (outside of 50 mile radius) \$50.00 minimum	50.00	50.00

Dutch/Bale Doors



- Fabricated from 16 ga. Galvaneal
- Feature one piece cut laser design
- Standard D-Latch
- 3-piece frame prepped with hinges
- *Price does not include freight - call for freight quote
- Assembled Premium Dutch & bale doors include: One piece laser cut door panels, Cross bucks, 29 ga. Steel insert, Plywood core, Hinges, Barrel bolt, D-Latch, Fasteners & Door Catch



		Price*	Price*
Item	Rough Opening	Standard	W/Window
Dutch Door	49 1/8" x 87 1/2"	\$1,125.00	\$1,508.00
Bale Door	49 1/8" x 43 3/4"	\$677.00	\$1,087.00






Sliding Door Kits





All Kits include:





Track, Splice Collar, Trolley Set, Track Cover Brackets, Side Rails, Adjustable Offset Stay Roller, Door Pull, 7 1/2" Cam Latch, 2 Adjustable Door Stops





Size	Price
4' x 8'	\$205.76
10' x 10'	\$288.24
12' x 12'	\$326.78
14' x 14'	\$365.32

Round Track Topmount \$5.11/lf.  Available in 8' - 14' Lengths in 2' multiples	Round Track Facemount \$5.11/lf.  Available in 8' - 14' Lengths in 2' multiples	Round Track Studmount \$5.11/lf.  Available in 8' - 14' Lengths in 2' multiples	Trolley Set 9" Offset Bolt \$43.97  600lb. Rating	Splice Collar \$3.06 
---	--	--	---	--

Double Track Support w/ Welded Bracket \$10.40 	Double Track Side-mount Bracket \$6.75 	Single Track Adjustable Bracket \$5.75 	Standard Track Cover bracket \$1.19 
--	--	---	---

Adjustable Offset Stay Roller \$11.69 	Small Adjustable Stay Roller \$10.46 	12" Cane Bolt \$12.47 	White Aluminum Side Rail \$3.93/lf  Available in 8', 10', 12', 14', 16'
---	--	--	---

Non-adjustable Door Stop \$7.54 	Adjustable Door Stop \$10.09 	Bi-pass Door Guide \$14.35 	White Aluminum Side Rail w/adaptor \$4.94/lf  Available in 8', 10', 12', 14'
---	--	---	--

6" Gate Hook \$7.08 	Sliding Bolt Latch \$14.08 	Cam Latch \$13.46  Adjustable cam action	White Door Pull \$3.98 
---	--	---	--

3/4 Stitcher (sheet metal to sheet metal)



- Used for ridge fastening
- High Hex Washer Head provides driving stability
- Assembled with a control seal washer for a consistent, weather tight seal
- Zinc plated and Silver Senti™ coated for corrosion protection.

Length	Quantity	Head Size	Price
3/4" Painted	250	1/4" Hex	\$20.00
3/4" Galvanized	250	1/4" Hex	\$17.50

Roof & Wall Screw

- High Hex Washer Head provides driving stability
- Assembled with a control seal washer for a consistent, weather tight seal
- Alternate mechanical zinc (.001" min thick) plus Silver Senti™ coated offers increased corrosion protection



Length	Quantity	Head Size	Price
1" Painted	250	1/4" Hex	\$15.00
1" Galvanized	250	1/4" Hex	\$12.50
1 1/2" Painted	250	1/4" Hex	\$17.50
1 1/2" Galvanized	250	1/4" Hex	\$15.00
2" Painted	250	1/4" Hex	\$20.00
2" Galvanized	250	1/4" Hex	\$17.50
3" Galvanized	250	1/4" Hex	\$22.50

Pancake Head Screw

- Designed for areas where a low profile is essential
- Recommended for our Loc Seam panel



Length	Quantity	Head Size	Price
1" Painted	250	#2 Philips	\$12.50
1 1/2" Galvanized	250	#2 Philips	\$15.00

Rivets

- Provides a low visibility trim connection
- Suited for downspouts, gutters and corner trim



Size	Quantity	Price
1/8"x5/16" Painted	To Order	\$0.065

Self Drill Fasteners

14-14 x 7/8" T1 (sheet to sheet)



- Stitching screw used for sheet to sheet
- Ideal for bonding lap seams in light gauge panels
- 1,000 hr. salt spray coating

Length	Diameter	Quantity	Head Size	Price
7/8" Painted	#14	250	5/16" Hex	\$27.25
7/8" Galvanized	#14	250	5/16" Hex	\$24.50

12-14 T-3 With Seal (sheet to steel)



- Used for pan fixing steel panels on the wall and roof
- Has a 9/16" O.D. washer and rubber seal
- 1,000 hr. salt spray coating

Length	Diameter	Quantity	Head Size	Price
1" Painted	#12	250	5/16" Hex	\$26.25
1" Galvanized	#12	250	5/16" Hex	\$23.25
1 1/2" Painted	#12	250	5/16" Hex	\$29.50
1 1/2" Galvanized	#12	250	5/16" Hex	\$26.50

12-14 T-3 With Seal (available for wood also)



- Used for crest fixing panels on the roof
- Has a 9/16" O.D. washer and rubber seal
- Secondary thread under shank pulls metal upward preventing any water penetration
- 1,000 hr. salt spray coating

Length	Diameter	Quantity	Head Size	Price
1 7/8" Painted	#12	250	5/16" Hex	\$40.75
1 7/8" Galvanized	#12	250	5/16" Hex	\$38.50
2 3/8" Painted	#12	250	5/16" Hex	\$48.00
2 3/8" Galvanized	#12	250	5/16" Hex	\$44.88
3 1/4" Painted	#12	To Order	5/16" Hex	Call for availability
3 1/4" Galvanized	#12	To Order	5/16" Hex	Call for availability

12-14 T3 With Polyseal shank (fiberglass to steel)

- Special washer designed for crest fixing fiberglass skylight panels
- 1,000 hr. salt spray coating



Length	Diameter	Quantity	Head Size	Price
1 3/4" Painted	#12	250	5/16" Hex	\$48.13
2 1/4" Galvanized	#12	250	5/16" Hex	\$53.75

Self Drill Fasteners

12-14 x 3/4 (steel to steel)

- Medium duty structural framing (doors, windows)
- 1,000 hr. salt spray coating



Length	Quantity	Head Size	Price
3/4"	250	5/16" Hex	\$13.75

14-14 x 1" T-3 (steel to steel)

- Heavy duty structural framing
- 1,000 hr. salt spray coating



Length	Quantity	Head Size	Price
1"	500	3/8" Hex	\$51.00

12 or 14-24 x 1-1/2" T-5 (steel to steel)

- Used for drilling through thick or multiple layers of steel
- Ideal for double knee and apex bracing
- 1,000 hr. salt spray



Diameter	Length	Quantity	Head Size	Price
#12	1 1/4"	To Order	5/16" Hex	Call for availability
#14	1 1/2"	50	3/8" Hex	\$10.50

10-16 T-3 (wood to steel)


- Designed for attaching wood to structural steel
- Special ribbed head seats itself flush into the wood for easy top finishing
- Ideal for putting sub flooring on steel mezzanines



Length	Quantity	Head Size	Price
1 7/16"	To Order	#2 Philips	\$0.0975
2 1/4"	To Order	#2 Philips	\$0.1175
3"	To Order	#2 Philips	\$0.133

10-16 x 1" T-2 (sheet to steel)

- Designed for areas where a low profile is essential
- Recommended for attaching C casing to allow panels to slide into the trim without hanging up on a traditional hex head



Length	Quantity	Head Size	Price
1"	To Order	# 2 Philips	\$0.092

Concrete Anchors



Concrete Spike

- Patented, one-piece, tamper resistant anchor
- Formed with an “S” shaped configuration to create an expansion mechanism
- Use for base angles and door jamb base brackets

Size	Price
1/4" x 1"	\$0.27/ea.

Wedge-Bolt



- A one piece heavy duty anchor for use in concrete, block or brick
- Features a finished hex head, integral washer, a patented dual thread and chamfered tip
- Requires matched tolerance WEDGE-BIT (see page 23)
- Dip wedge bolt into lubricating oil prior to installation

Size	Price
1/2" x 2 1/2"	\$1.21/ea.
1/2" x 3"	\$1.34/ea.
1/2" x 5"	\$1.96/ea.
5/8" x 5"	\$3.15/ea.



Frame Bolt Assembly

- A307 bolt with nut and two washers

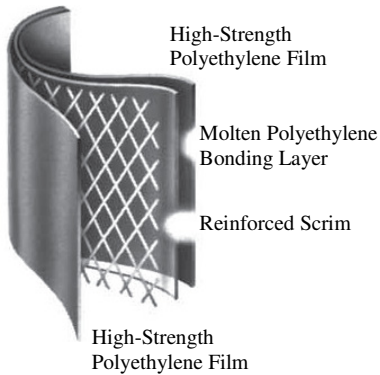
Length	Quantity	Head Size	Price
1/2" x 1 1/4"	200	15/16" Hex	\$25.00



Frame Bolt Assembly

- The 5/8" assembly has a flanged head nut and bolt (no washers)

Length	Quantity	Head Size	Price
5/8" x 1 1/4"	40	15/16" Hex	\$46.40




Dura-Skrim®

- Excellent choice as an in-wall and roof vapor retarder
- Heavy-duty scrim reinforcement, laminated between two layers of virgin high-strength polyethylene film
- Resists punctures and immediately stops tears
- Accordion folded and tightly rolled on a heavy-duty core for ease of handling and time-saving installation
- UV stabilizers increase longevity
- 6 mil thickness



Size	R-Value	Price
6' x 100'	none	\$78.00
12' x 100'	none	\$156.00



Low - E Vapor Plus and Low-E Foil

- Saves time and money
- Non - toxic — No fiberglass
- Seals tight around fasteners
- Certified ASTM testing
- Microcell polyethylene foam construction
- Improve energy efficiency
- Vapor barrier and thermal break all in one

Size	R-Value	Price	
4' x 100'	7-10	\$.425/sq. ft.	\$170/roll
4' x 100'	3-4	\$.388/sq. ft.	\$155/roll

Felt Paper

- Manufactured from premium quality organic mat and saturated with high-grade asphalt
- Dimensions: 3' x 72'
- Approx. weight per roll: 35 lbs.

Type	Price
30# Non-ASTM	2 square roll - \$19/roll

CAP30 Synthetic Underlayment

- Hybrid technology combines asphaltic polymer & synthetic fabrics
- Slip-resistant
- Meets or Exceeds ASTM D226 requirements
- Thermal stability in excess of 260 F
- Dimensions: 3' x 145', 50# per roll

Type	Price
CAPITAL 30	4.5 square roll - \$53/roll

Ice & Watershield

- Self-adhesive, glass fiber reinforced, modified bituminous roofing underlayment
- 250°F temperature rating
- Anti-skid treatment
- Self-seals around nails
- Dimensions: 3' x 66', 50# per roll

Type	Price
Ice & Watershield	2 square roll - \$80/roll

Condensation Control Blanket

- Helps reduce exterior / interior noise
- Eliminates drafts
- Available in cut-to-length
- Allow 1 week notice



Width	Thickness	R-Value	Price
4' or 6'	1 1/2"	3-4	\$0.32/sq. ft.
4' or 6'	3"	10	Call for pricing
4' or 6'	4"	13	Call for pricing
4' or 6'	6"	19	Call for pricing

Embossed Vinyl Tape



- Thin, strong, conformable, premium vinyl tape
- Particularly aggressive acrylic adhesive system
- Shrink and plasticizer resistant.

Size	Price
3" x 50'	\$14.00
3" x 50' reinforced	\$19.00

5 mil (12 micron) Double Coated Polyester Film



- High tack, high adhesion, high shear strength
- Excellent low and elevated temperature performance
- Bonds well to papers with high moisture content.

Size	Price
1 1/2" x 180'	\$16.00
1 1/2" x 180' glue strip	\$24.00


Butyl Clay



- Excellent for sealing edges and seams on metal roof
- Excellent flexibility over wide temperature range
- Long term durability

Size	Price
3/32" x 3/8" x 45'	\$4.00/roll

CLEAR Seal



- Universal sealant good for all seasons and reasons
- Sticks to almost anything
- Apply in all weather
- Available in a variety of colors

Size	Price
10 oz.	\$5.00

Closure

- Made of ESMP foam
- Resists UV rays
- Blocks moisture/water and bugs



	Inside	Outside
Profile	Price	Price
2' Delta Rib	\$1.00/pc.	\$1.00/pc.
3' Magna Rib	\$1.50/pc.	\$1.50/pc.
3' PBR	\$1.75/pc.	\$1.75/pc.
16" Loc Seam/36" Length		\$2.00/pc.
12" Loc Seam/48" Length		\$2.00/pc.
16" Ultra Loc/36" Length	\$1.00/pc.	\$1.50/pc.

Uni-Seal



- Will conform to almost any roof panel
- Compresses and fills every void
- Factory applied glue strip

Size	Price
1" x 1" x 20'	\$13.75

Uni-Vent II



- A foam closure that allows venting at the ridge
- Will conform to any roof pane
- Compresses and fills every void
- Factory applied glue strip



Available in pre-cut lengths for Loc Seam

Size	Price
1" x 2" x 20'	\$29.00
1 1/2 x 2 x 25'	\$54.00
Pre-cut 1" x 2" x 12"	\$1.60/pc.
Pre-cut 1" x 2" x 16"	\$2.12/pc.

Screen Vent



- A wire mesh screen excellent for venting a ridge
- Small enough mesh to keep birds and bugs out

Size	Price
6"	\$30.00
8"	\$35.00

3-Station Edge Roller



- For clean, crisp bends in metal roofing materials!
- Quickly adjusts for making 5/8" to 4" (16 to 102 mm) bends in 29 to 22-gauge (0.36 to 0.76 mm) steel.
- Exclusive 3-station roller design produces a uniform bend out to the very ends of a straight panel length.
- Center roller station is also independently adjustable for making mild-angled bends on a curve.
- Hardened rollers assure long, service life.

Also adjusts for making **curved bends!**



Capacities in Steel	Bending Depth	Weight	Price
29ga. - 22ga.	5/8" - 4"	8.5 lbs. (3.9 kg.)	\$470.09

ERGONOMIC GRIP
maximizes power

MAX 2000 Aviation Snips



- Hardened alloy steel blades offer maximum edge life
- Steel handle shaft extends through full length of grip
- Extra long life compression spring
- Ergonomic Grip Features
 - Multi-operational latch is accessible from right, left or top
 - Color-coded TPE (thermoplastic elastomer) upper grip
 - Nylon lower grip
 - Extra long life compression spring



**Nothing outcuts,
outmaneuvers
or outlasts MAX!**

Application	Length of Cut	Grip Color	Ergonomic Price
Cuts Left	1.375"	Red	\$29.87
Cuts Right	1.375"	Green	\$29.87
Cuts Straight, Left & Right	1.687"	Yellow	\$29.87



Drill not included

Turboshear HD



- Inserts into chuck of 14.4 volt or larger A/C or cordless drill
- Clamping device is standard with the TurboShear
- Navigates tight patterns and square cuts
- Cuts a variety of building materials with the ability to reposition upside down for greater maneuverability
- 18 gauge capacity in galvanized steel
- Long-life, dual ball bearings
- The TurboShear HD also makes angled crosscuts through profiles of metal building panels and stone coated metal shingles.

Wider-opening jaws for navigating over profiles and through seams.

Non-slip shaft for higher torque cutting.



Long-life, dual ball bearings.



ONE-HAND OPERATION

Item	Price
TurboShear	\$81.69
Replacement Blade	\$41.37

*ERGONOMIC GRIP
maximizes power
stroke of hand*



MAX 2000 Offset Aviation Snips

- The serrated upper jaw offers solid gripping power with less burr
- Ground tips on jaws allow access in tight areas
- Has the ability to make nickel size blind hole cuts
- Offset cutting plane makes trim cuts both accessible and efficient
- Steel handle shaft extends through full length of grip
- Extra long life compression spring



Style	Application	Length of Cut	Grip Color	Price
Left	Cuts sharp left angles, straight and 5" circles	1.25"	Red	\$24.57
Right	Cuts sharp right angles, straight and 5" circles	1.25"	Green	\$24.57

Forged Steel Snips



- Circular "Duckbill" forged steel snip
- Maneuvers and cuts easily to very tip of blade
- Cuts sheet metal, aluminum and steel siding, and plastics
- Cuts thin materials without tearing or catching



Length of Cut	Tool Length	Price
3"	12"	\$25.21




Lightweight with the strength of steel

Andy 12" Combination Snip

- Snug, Rounded handle loops that characterized the original.
- Aluminum handle with a snug fit and feel
- Full 3-inch cutting length
- Easily replaceable blades
- Optional snip holster



Length of Cut	Application	Weight	Tool Length	Price
3"	Cuts straight, left, right and 6" circles	16.7 oz.	12"	\$35.87

Downspout Crimper



- 5 Blade Crimper which produces a double crimp
- Downsizes without deforming down-spout
- Walls stay square for a tight fitting, leak proof connection
- Tool also features rust resistant plating
- Non-slip vinyl grips with hand stops provide added comfort and resistance to elements



Weight	Tool Length	Price
1.23 lbs.	9"	\$25.95

Forged Steel Hand Seamer



- Precise vee-notched depth graduations on jaws are in 1/4" increments
- Jaws are drop forged, high impact steel
- Hardened steel handles resist abuse
- Powerful compound leverage design
- Tool also features rust resistant nickel plating
- Non-slip vinyl grips with hand stops provide added comfort and resistance to elements



Item	Jaw Depth	Jaw Width	Weight	Tool Length	Price
3" Offset	1.25"	3.25"	24 oz.	8"	\$45.50
6"	1.25"	6"	30 oz.	8"	\$60.67

Magnetic Tip Tape Measure



- Powerful magnetic 1-inch wide blade
- Abrasion-resistant nylon coating
- Double-riveted tip connection
- Rubber-clad housing

Item	Price
1" x 16'	\$14.36
1" x 25'	\$17.97
1" x 30'	\$22.47

Heavy Duty Caulk Gun



- Heavy duty professional model with thumb-activated pressure release
- Designed for use with spouted cartridge
- Powerful ratcheting action minimizes worker fatigue or need to warm up caulk
- User can regulate stroke to fit hand
- Hand puncture wire folds inside handle

Capacity	Carriage Diameter	Tool Length	Price
1/10 gallon	2"	8 1/2"	\$37.91

Utility Caulking Gun



- Slotted front for easy loading
- Handy puncture wire, folds inside handle

Capacity	Carriage Diameter	Tool Length	Price
1/10 gallon	2"	8 1/2"	\$5.00

Metal Cutting Blade




Lifetime Guarantee

- Slash through metals quickly and accurately leaving clean, burr-free cuts behind
- Ideal for cutting steel studs, steel pipe, and steel sheet- for most mild steels under 1/4 inch
- Durable Triple Chip Grind (TCG) Metal Cutting Tooth Design maximizes cutting life and speed producing burr-free cuts

Diameter	Teeth	Arbor	Price
6-1/2"	48	5/8"	\$45.00
7 1/4"	48	5/8"	\$45.00
12"	60	1"	\$106.64
14"	72	1"	\$124.40

Wood Cutting Blades



- Laser-cut stabilizer vents for reduced vibration and precise cuts
- Durable Micro Grain Titanium Carbide for razor-sharp cuts and long life
- Perma-SHIELD™ permanent non-stick coating prevents gumming and corrosion
- Laser-cut thin kerf gives fast, clean cuts

Framing

Diameter	Teeth	Arbor	Price
6-1/2"	24	5/8"	\$10.75
7-1/4"	24	5/8"	\$9.99

Finish

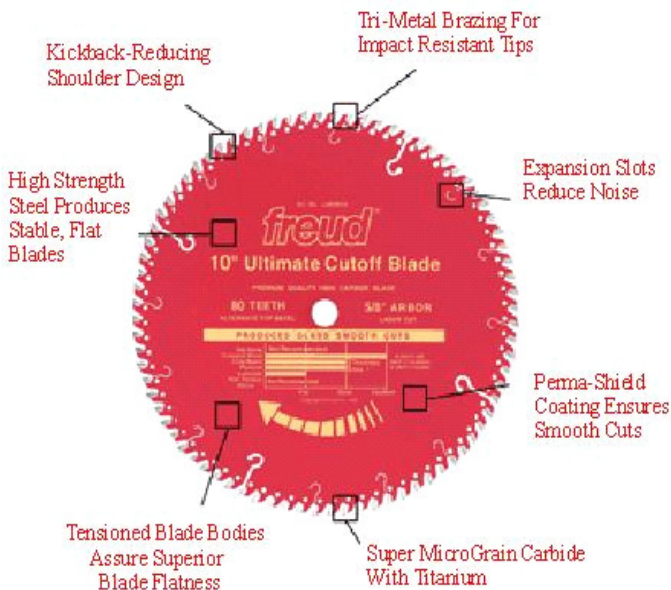
Diameter	Teeth	Arbor	Price
7 1/4"	40	5/8"	\$15.75
8-81/4"	40	5/8"	\$29.41
8-1/2"	60	5/8"	\$46.29
12"	80	1"	\$61.56

Ultra Finish

Diameter	Teeth	Arbor	Price
10"	80	1"	\$57.92
12"	96	1"	\$71.20

General Purpose

Diameter	Teeth	Arbor	Price
10"	24	1"	\$30.85
10"	50	1"	\$40.20
12"	44	1"	\$37.36



Metal Cutting Blades



3MC24



3TF18



4TF14

- High Speed Steel cutting edge, welded to a flexible High Carbon Steel back
- Superior manufacturing process outperforms all other

Item #	Length	Application	Price
3MC24	4"	Cuts sheet metal, pipe, profiles up to 18 ga.	\$10.30
3TF18	4"	Cuts profiles up to 18 ga.	\$8.59
4TF14	6"	Cuts all metals including stainless steel over 1/8"	\$13.31

the Hole in One™ HOLE SAW

Hole-In-One Saw



- One piece arbor and hole saw combinations eliminates the need for separate arbor attachments
- 4/6 variable pitch teeth milled into high speed steel edge and micro-welded to body
- Shatterproof alloy steel body
- 1 9/16 inch cutting depth



Size	Price
1 1/16"	\$11.17
1/4" Pilot Bit	\$4.84



Steel Cutting Abrasive Blade

- Thin kerf blade excellent for cutting structural steel
- Runs smoother and lasts longer than comparable brands



Diameter	Arbor	Price
4 1/2" x 1/16"	5/8"	\$1.89
7 1/4" x 1/16"	5/8"	\$2.95
7-1/4" x 1/8"	5/8"	\$2.89



Step Bit



- Double flute design assures penetration of soft and thin materials
- Drill holes without burring or deforming stock
- Perfect for using as a “hole-opening” reamer
- Completely resharpenable

Size	Price
1/4” to 3/4”	\$49.89



Double ended Sheet Metal Bit



- Excellent for pre-drilling roof and wall panes
- Cutting tips on both ends
- 135 deg. Split point

Size	Length of Twist	Quantity	Price
2”	1/2”	12	\$21.84



S-4 Plus SDS



- Designed for use in a rotary hammer equipped with an SDS (slotted drive shaft) type chuck
- Can be used for drilling in concrete, block, brick, and soft stone

Size	Price
1/4” x 4”	\$8.55



Wedge-Bit



- Specially made for installing Wedge-Bolt anchors
- Has a special, matched tolerance range designed to provide optimum performance for the anchor

Size	Price
1/2” x 6”	\$19.55
1/2” x 10”	\$32.88
5/8” x 8”	\$40.20



Rebar Cutter



- A quick, easy method for drilling through mesh or rebar embedded in concrete
- Designed to fit a standard rotary drill with a 1/2” Jacobs style chuck

Size	Price
1/2” x 12”	\$63.50
5/8” x 12”	\$75.50

Pigskin Gloves



- Full grain pigskin leather glove
- Gunn-cut design with keystone thumb
- Shirred elastic back
- Self hemmed cuff

Size	Price
Small/Medium/Large	\$6.99

Pile Lined Glove



- Tough split leather with pile lining
- Gunn-cut design with keystone thumb
- Shirred elastic back
- Self hemmed open cuff

Size	Price
Small/Medium/Large	\$6.99

Ratcheting Hard Hat



- Universal Slots accommodate hearing, welding, and face shield accessories
- Comfortable 6-point nylon suspension
- CoolmaxCM terrycloth sweat band
- Ratchet hold cap in place for a secure fit

Color	Price
Yellow	\$8.99
White	\$8.99

Safety Glasses



- Hard-coated 100% polycarbonate
- Dual 9.75 base curvature viewing areas for wide unobstructed vision
- Lens blocks more than 99.9% of UV-A and UV-B light

Style	Price
Clear	\$4.25
Mirrored	\$5.25

Reusable Ear Plugs



- NRR 26 dB
- Corded, washable and reusable

Size	Price
One Size	\$6.99

Cupolas



(shown with louvers)

- All cupolas are pre-painted 29ga steel construction
- Available in over 100 standard colors
- Optional weather vane
- All metal edges are hemmed
- No need to worry about red-rust
- Roof and sides interlock for weather tight connection
- Shipped Knock-Down, assembles at the job site
- Assembly instructions included
- Our premium flashing kit is now available. It raises the cupola 3 1/2" higher above the peak of the roof, plus it gives the sides a fuller look from the ground
- * 48" Cupola prices do not include freight *



(shown with windows)

	<i>All prices up to 4/12 pitch</i>	Price	Price
Size	Description	<i>Louvers</i>	<i>Windows</i>
24" x 24"	Standard Flashing	\$355.00	\$670.00
24" x 24"	Premium Flashing	\$390.00	\$705.00
24" x 24"	Universal Base	\$510.00	\$825.00
36" x 36"	Standard Flashing	\$595.00	\$960.00
36" x 36"	Premium Flashing	\$650.00	\$1,020.00
36" x 36"	Universal Base	\$825.00	\$1,190.00
48" x 48"	Standard Flashing	\$755.00*	\$1,240.00*
48" x 48"	Premium Flashing	\$850.00*	\$1,335.00*
48" x 48"	Universal Base	\$1,185.00*	\$1,665.00*

Weathervanes



- Stock & non-stock weather vanes come standard with black finish
- See the brochure for all the different styles available




	Price	Price
Size	<i>Stock</i>	<i>Non-stock</i>
30"	\$75.00	\$130.00
46"	\$195.00	—

Stall Fronts (All aluminum components)

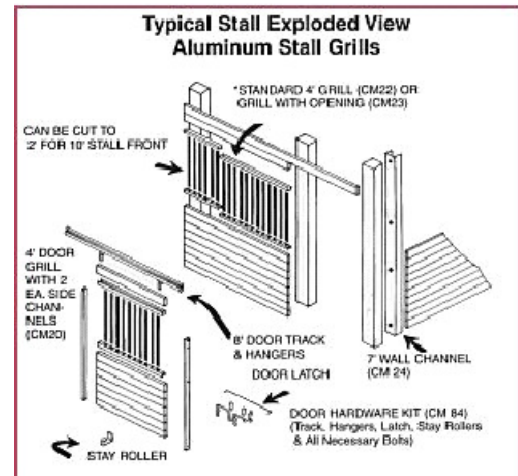
5'7" Stall Front \$160.00

Quantity	Size	Description
2	5'-7"	Punched Stall Rails
17	30"	Bars
ADDITIONAL MATERIALS REQUIRED		
14	2" X 6" X 8'	Tongue & Groove
1	2" x 6" x 10'	Track Board and Fasteners



4' x 8' Sliding Door Kit \$280.00

Quantity	Size	Description
1	8'	Sidemount Track
2		Wood Door Trolleys
1		Sliding Bolt Latch
1		Small Adjustable Stay Roller
1		Non-Adjustable Door Stop
2	8'	Plain Stall Rails
2	44 1/2"	Punched Stall Rails
10	30"	Bars
ADDITIONAL MATERIALS REQUIRED		
14	2" X 6" X 4'	Tongue & Groove and Fasteners



7'-7" Stall Front \$176.00

Quantity	Size	Description
2	7'-7"	Punched Stall Rails
22	30"	Bars
ADDITIONAL MATERIALS REQUIRED		
14	2" X 6" X 10'	Tongue & Groove
1	2" x 6" x 12'	Track Board and Fasteners

10' Stall Partition \$346.00

Quantity	Size	Description
2	10'	Punched Stall Rails
30	30"	Bars
2	8'	Plain Stall Rails
ADDITIONAL MATERIALS REQUIRED		
14	2" x 6" x 10'	Tongue & Groove and Fasteners

Stall Feed Door \$103.00

Quantity	Size	Description
1	24" x 28"	Stall Feed Door
ADDITIONAL MATERIALS REQUIRED		
None		

12' Stall Partition \$363.00

Quantity	Size	Description
2	12'	Punched Stall Rails
35	30"	Bars
2	8'	Plain Stall Rails
ADDITIONAL MATERIALS REQUIRED		
14	2" x 6" x 12'	Tongue & Groove and Fasteners



Master Flash



Retrofit

“When over the top is not an option”

Black EPDM

- Great for residential or commercial
- Forms over virtually any profile
- Withstand up to 212 deg.
- Maximum resistance to UV rays and weathering
- Base flexibility
- Easy on-site customization
- Available in custom color
- Retrofit is useful for electrical weatherheads

Model	Size	Price
# 2	1 1/4" - 3"	\$12.00
# 3	1/4" - 4"	\$14.00
# 4	3" - 6"	\$23.00
# 6	5" - 9"	\$31.00
# 7	6" - 11"	\$40.00
# 8	7" - 13"	\$54.00
# 9	10" - 18"	\$108.00
# 10	13" - 26"	\$175.00
# 1 Retrofit	1" - 4"	\$42.00




Hi - Temp

Hi-Temp Silicone Pipe Flash

- Great for heat vents and stove pipes
- Temp range of -100 deg. to +500 deg.

Model	Size	Price
# 4 Hi-temp	3" - 6"	\$40.00
# 5 Hi-temp	4" - 7"	\$50.00
# 6 Hi-temp	5" - 9"	\$55.00
# 7 Hi-temp	6" - 11"	\$75.00
# 8 Hi-temp	7" - 13"	\$95.00
#9 Hi-temp	9-1/2" - 20-1/2"	\$170.00

Light Panels



Polycarbonate

- Up to 20% stronger than fiberglass
- 100% U.V. Protection
- 90% light transmission
- Clear as glass . . . won't yellow with age
- Custom cut to nearest 1 inch increments
- Available in White and Clear


Profile	Price
3' Magna Rib	\$3.75/lf.
3' PBR	\$4.25/lf.



Fiberglass

- 26% U.V. protection
- Allows 66% light transmission
- Great for Sky-lights and decks
- Custom cut to nearest 1 foot increments

Profile	Price
2' Corrugated	\$2.55/lf.
2' Delta	\$2.55/lf.
3' Magna Rib	\$3.00/lf.
3' PBR	\$5.35/lf.



- ### Magnetic Holding Tool
- For use on all steel constructions
 - Acts as a second pair of hands
 - Holds insulation in place
 - Strong enough to carry metal panels

Price
\$30.00



- ### 12" & 16" Crimp Tool
- Excellent for making a closed ridge
 - May be used for many other applications
 - Constructed of heavy gauge steel

Size	Price
12"	\$30.00
16"	\$30.00



**Wonder
Gloves**

- ### Wonder Gloves
- Breathable polyester knit shell
 - Unique textured latex coating provides secure grip
 - Protects against cuts and abrasions
 - No problem picking up nails and washers

Size	Price
Medium/Large/X-Large	\$2.00



EEZY-FOAMY Cutting Fluid

- Specially designed foaming action . . . stays where you spray it
- Works in vertical and horizontal drilling positions
- Chemical refrigeration lubricates the tool and work piece
- Improves productivity, tool life, and part finish

Size	Price
14 oz. can	\$14.25



- ### Magnetic Nut Driver
- Designed with the painted screw head in mind
 - Slightly oversized with rounded corners
 - Reduces the risk of marring the paint on the screw
 - Works great with unpainted screw

Size	Price
1/4"	\$5.00
3/8"	\$7.00
5/16"	\$6.00